

Explain how to clean each area of the living room:



Answer the question:

Lara scrubbed the tile in the shower and soap scum from around the top of the tub. Where is she cleaning?



Circle True or False for each statement:

You need a laundry basket to clean the kitchen.

True

False

You use a mop in the kitchen and bathroom.

True

False

You mop carpet.

True

False

You can use glass cleaner to wipe a mirror.

True

False

Washing dishes is part of cleaning the bathroom.

True

False

Define the words:

**dusting:**

\_\_\_\_\_

\_\_\_\_\_

**hamper:**

\_\_\_\_\_

Write a number to sequence the steps to making the bed with clean sheets:

- \_\_\_\_\_ Put the flat sheet on top of the fitted sheet. Tuck it in at the bottom.
- \_\_\_\_\_ Put the pillows in pillowcases and place them at the head of the bed.
- \_\_\_\_\_ Lay a blanket on top of everything.
- \_\_\_\_\_ Put the fitted sheet on the mattress.

Answer the questions:



Before Rose can make her bed, what does she need to do?

\_\_\_\_\_

\_\_\_\_\_



Alicia took the garbage outside. What else does she need to do to the garbage can?

\_\_\_\_\_

\_\_\_\_\_



Victor pulled the comforter up over the pillows. What is he doing?

\_\_\_\_\_

List all the steps to cleaning the bathroom:

1. \_\_\_\_\_

2. \_\_\_\_\_









3. \_\_\_\_\_

4. \_\_\_\_\_

5. \_\_\_\_\_

6. \_\_\_\_\_

Circle the name of each cleaning item:

 <div><b>dish soap</b> <b>bucket</b></div>	 <div><b>detergent</b> <b>dusting wand</b></div>	 <div><b>vacuum</b> <b>wipes</b></div>	 <div><b>sponge</b> <b>broom</b></div>
 <div><b>hamper</b> <b>paper towels</b></div>	 <div><b>cloth</b> <b>toilet brush</b></div>	 <div><b>mop</b> <b>toilet cleaner</b></div>	 <div><b>scrub brush</b> <b>glass cleaner</b></div>

Write a sentence telling what's happening in each picture:



---

---



---

---



---

---

Circle the items you use to clean a bathroom:

Circle the items you use to clean a kitchen:

- mop
- laundry detergent
- iron
- mop bucket
- spray bottle
- toilet cleaner
- dish soap
- glass cleaner
- dusting cloth
- scrub brush
- garbage bag
- clean sheets
- tile cleaner

- mop
- laundry detergent
- iron
- mop bucket
- spray bottle
- toilet cleaner
- dish soap
- glass cleaner
- dusting cloth
- counter cleaner
- garbage bag
- clean sheets
- sponge

Use the word bank to fill in the blanks:

1. \_\_\_\_\_ the floors is part of cleaning both the kitchen and the bathroom.

2. Gather all the dirty clothing and put it in the \_\_\_\_\_.

3. You can wipe smudges from the \_\_\_\_\_ with glass cleaner.

4. Making the \_\_\_\_\_ means straightening the sheets and pulling the blanket up over the bed.

5. To dust, you can use a dusting wand, feather duster, or a clean and dry \_\_\_\_\_.

6. Put a new bag in the trash after you take out the \_\_\_\_\_.

**mirror**

**bed**

**mopping**

**cloth**

**garbage**

**hamper**

Answer the questions:




At the coffeeshop, Percy held his phone up to the payment screen. How did Percy pay?

\_\_\_\_\_



At the diner, the cashier handed Lori her change. How did Lori pay?

\_\_\_\_\_



Raymond thinks the milk smells bad. What should he check?

\_\_\_\_\_

Explain how to clean each area of the bedroom:



Write a number to sequence the steps to taking out the garbage:

- \_\_\_\_\_ Take the trash outside.
- \_\_\_\_\_ Put a new trash bag in the trash bin.
- \_\_\_\_\_ Tightly tie the top of the full trash bag.
- \_\_\_\_\_ Pull the full bag out of the trash bin.

Circle everything you might use to clean the living room:



Define the words:

**mopping:** \_\_\_\_\_

\_\_\_\_\_

**scrubbing:** \_\_\_\_\_

\_\_\_\_\_

Answer the question:



The dog came in the house with mud all over her paws. What is the best way to clean it up?

\_\_\_\_\_

\_\_\_\_\_

Circle True or False for each statement:

You need a jacket in hot weather.

**True**

**False**

The temperatures are very high in cool weather.

**True**

**False**

You can wear a short-sleeved shirt in warm weather.

**True**

**False**

In cold weather, it is a good idea to wear a hat.

**True**

**False**

List all the steps to cleaning the living room:

1. \_\_\_\_\_

2. \_\_\_\_\_

3. \_\_\_\_\_


Match the temperature to the weather description:

<div>40° - 0°</div> <div>cold</div> <div>warm</div>	<div>85° - 65°</div> <div>warm</div> <div>hot</div>
<div>110° - 85°</div> <div>hot</div> <div>cool</div>	<div>65° - 40°</div> <div>cold</div> <div>cool</div>


Circle everything you might use to clean the bathroom:





Circle the steps to cleaning the bedroom:



Write a sentence telling what's happening in each picture:







Circle True or False for each statement:

If you have bookshelves, you should dust them.

True

False

If you have hard floors, you can vacuum, mop, or both.

True

False

You can use the same brush to clean the toilet and the sink.

True

False

Use a brush to clean the mirror.

True

False

You can wash dishes in the sink or put them in the dishwasher.

True

False

Cross out the actions that are not part of cleaning a bathroom:

- scrub tile
- wash the dishes
- wipe the mirror
- wipe toothpaste from the sink
- scrub the toilet bowl and seat
- take out the garbage
- dust the tv
- mop the floor
- scrub the bathtub
- wipe the faucet
- hang up clean towels
- fluff the pillows


Cross out the actions that are not part of cleaning a bedroom:

- change the sheets
- dust the dresser
- wipe the counters
- cover the bed with a blanket
- vacuum the carpet
- put clothes in the hamper
- dust the shelves
- scrub the walls
- wipe dust off the tv
- replace the light bulbs
- dust the bedside tables

Answer the questions:



Before Hannah can vacuum, what does she need to do?



Sonia is using a cloth to dust. What else could she use?



What is this person cleaning?

Explain how to clean each area of the bathroom:



Circle the best type of weather to wear each outfit:



**hot**

**warm**



**cool**



**warm**

**cool**



**cold**

Write a sentence telling what's happening in each picture:



List all the steps to cleaning the bedroom:

1. \_\_\_\_\_

2. \_\_\_\_\_

3. \_\_\_\_\_

4. \_\_\_\_\_

Define the word **vacuum**:

\_\_\_\_\_

\_\_\_\_\_

Circle the name of the cleaning item:

 <div>bucket hamper</div>	 <div>dusting wand detergent</div>	 <div>trash bags vacuum</div>	 <div>cleaning gloves sponge</div>
 <div>dish soap broom</div>	 <div>cloth toilet brush</div>	 <div>mop toilet cleaner</div>	 <div>scrub brush glass cleaner</div>

Use the word bank to fill in the blanks:

1. You can use a sponge to wipe away food splatter from the inside of the \_\_\_\_\_.

2. It is best to use a \_\_\_\_\_ to clean carpet.

3. If you have hard floors like wood or tile, you might need to both vacuum and \_\_\_\_\_.

4. Some people like to tuck the bottom of the \_\_\_\_\_ under the mattress when they make the bed.

5. Using a cleaning cloth or \_\_\_\_\_ is the best way to clean toothpaste out of the sink.

6. Dirty dishes can be washed by \_\_\_\_\_ or put in the dishwasher.

- mop
- sheet
- microwave
- sponge
- hand
- vacuum

Write a number to sequence the steps to washing the dishes:

- \_\_\_\_\_ Scrub the food off of the dish.
- \_\_\_\_\_ Rinse the soap suds off of the dish.
- \_\_\_\_\_ Take the wet sponge out of the sink so it will dry.
- \_\_\_\_\_ Put dish soap on a sponge or cloth.
- \_\_\_\_\_ Put the dish in a dish rack to dry or dry it with a towel.

Circle the steps to cleaning the living room:




Circle the steps to cleaning the kitchen:



Circle True or False for each statement:

You have to use clean sheets each time you make the bed.	True	False
Shelves are the only thing that needs to be dusted.	True	False
You can use a dusting wand to dust window blinds, light fixtures, and ceiling fans.	True	False
A scrub brush is a good way to clean the bath tub and shower.	True	False
If the garbage can is full, it is okay to leave your trash on the floor.	True	False

Number the events in order at a sit-down restaurant:



Circle the items you use to clean a living room:

- laundry detergent
- vacuum
- dusting wand
- spray bottle
- toilet cleaner
- dish soap
- glass cleaner
- dusting cloth
- wood cleaner
- garbage bag
- clean sheets


Circle the items you use to clean a bedroom:

- laundry basket
- mop bucket
- spray bottle
- toilet cleaner
- dish soap
- tile cleaner
- dusting cloth
- vacuum
- garbage bag
- clean sheets
- dusting wand

Circle everything you might use to clean the kitchen:



Circle the steps to cleaning the bathroom:



Explain how to clean each area of the kitchen:



Write a sentence telling what's happening in the picture:



Answer the questions:



Mold and mildew started to grow on the shower tile. What is the best way to clean it?



Betsy is scrubbing the dishes. What is her daughter doing?



Lucia is dusting gently and carefully. Why?

List all the steps to cleaning the kitchen:

1.

2.

3.

4.

Cross out the actions that are not part of cleaning a kitchen:

Cross out the actions that are not part of cleaning a living room:

- wipe the counters

clean the oven

turn on the tv

wipe the stove

boil water

scrub the sink

put dishes in the dishwasher

mop the floor

take out the garbage

flush the toilet

clean the microwave

clean the coffee table

- change the sheets

wipe the coffee table

dust the shelves

put away toys or games

cover the couch with a blanket

vacuum the carpet

put clothes in the dryer

mop the carpet

empty the garbage

wipe dust off the tv

replace the light bulbs

scrub the couch

What room is she cleaning:

What room is he cleaning:



Answer the question:



Derek vacuums the living room at least 3 times every week. Why does he vacuum so much?

\_\_\_\_\_

\_\_\_\_\_

Write a number to sequence the steps to doing laundry:

- \_\_\_\_\_ Put clothes in dryer and start dryer.
- \_\_\_\_\_ Put clothes in washer, add detergent, and start washer.
- \_\_\_\_\_ Put clothes away in closet and drawers.
- \_\_\_\_\_ Sort the dark and light clothing to wash separately.

Circle True or False for each statement:

It is important to keep cleaning products away from your eyes and mouth.	<b>True</b>	<b>False</b>
You might need to put items around the house away before you start cleaning.	<b>True</b>	<b>False</b>
You can buy cleaning supplies at the grocery store.	<b>True</b>	<b>False</b>
You should use a wipe or cloth to clean the coffee table.	<b>True</b>	<b>False</b>
You can use laundry detergent to wash dishes.	<b>True</b>	<b>False</b>

List at least 2 items you can find in each store department:

<u>Dairy</u>	<u>Dry Goods</u>	<u>Condiments</u>
<u>Bakery</u>	<u>Cleaning Products</u>	<u>Meat &amp; Fish</u>

Write a number to sequence the steps to cleaning the toilet:

- \_\_\_\_\_ Wipe the top and bottom of the toilet seat.
- \_\_\_\_\_ Put the toilet seat back down.
- \_\_\_\_\_ Scrub the toilet bowl with the toilet brush.
- \_\_\_\_\_ Lift up the toilet seat.
- \_\_\_\_\_ Flush the toilet.
- \_\_\_\_\_ Spray cleaner into the toilet bowl.

Answer the question:



The kitchen garbage smells very bad but the bag is not full yet.  
What should you do?

\_\_\_\_\_

Write a sentence telling what's happening in each picture:



---

---



---

---




---

---

Circle everything you might use to clean the bedroom:



Answer the question:



The towels in Brooke's bathroom smell like mildew. Where can she put them?

---

---