

Anchor Chart - Unit 6

Public Transportation

bus



- ✓ Buy pass.
- ✓ Insert or scan pass when entering bus.
- ✓ Wait for your stop.

train



- ✓ Buy ticket.
- ✓ Scan ticket or give to conductor.
- ✓ Wait for your stop.

taxi



- ✓ Hail taxi.
- ✓ Tell the driver your destination.
- ✓ Pay when you leave.

rideshare



- ✓ Add destination on app.
- ✓ Wait and confirm correct car.
- ✓ Ride to your destination.

Level 2

Anchor Chart - Unit 6

Bicycles


bike lane



- ✓ a lane only for bikes
- ✓ no other vehicles or walking allowed
- ✓ stay in the bike lane when riding


Bike Safety Rules

watch for car doors



- ✓ be alert for drivers opening car doors

obey traffic signs




- ✓ stop at stop signs
- ✓ obey traffic lights
- ✓ obey sidewalk and parking signs

stop for pedestrians



wear a helmet



Level 2