

# Anchor Chart - Unit 3

## Steps for Doing Laundry

- 1** Sort light clothes and dark clothes. Wash separately.




- 2** Load clothes in washer. Add detergent. Select the correct setting. Press start.



- 3** When washer is finished, put clothes in the dryer. Select correct setting. Press start.



- 4** Put clothes away. Fold t-shirts, sweatshirts, pajamas, underwear, and socks. Put in drawers. Hang dress shirts, jackets, and dresses in the closet. Pants can be folded or hung up.



## Seasonal Clothing

**Cold**

40° - 0°



**Hot**

110° - 85°



**Cool**

65° - 40°



**Warm**

85° - 65°



Level 2

# Laundry Anchor Chart

## - Unit 3 -

### WASHING



Machine wash



Machine wash,  
permanent  
press



Machine wash,  
delicate



Hand wash



Do not  
wash



Do not  
wring



Water  
temperature  
30°C



Water  
temperature  
40°C



Water  
temperature  
50°C



Water  
temperature  
60°C

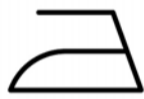


Water  
temperature  
70°C



Water  
temperature  
95°C

### IRONING



Iron



Do not  
iron



No steam



Low  
temperature



Medium  
temperature



High  
temperature

### DRYING



Dry



Do not  
dry



Hang to dry



Dry flat



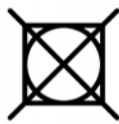
Drip dry



Dry in  
the shade



Tumble dry



Do not  
tumble dry



Permanent  
press



Delicate



No heat

### BLEACHING



Bleach



Do not  
bleach



Non-chlorine  
bleach



Chlorine  
bleach



Non-chlorine  
bleach

### CLEANING



Dryclean



Do not  
dryclean



Short cycle



Reduced  
moisture



Low heat



No steam  
finishing



Do not  
wet clean



Any solvent



Any solvent  
except  
tetrachlorethylene



Petroleum  
solvent  
only



Wet cleaning