



# Function Boards

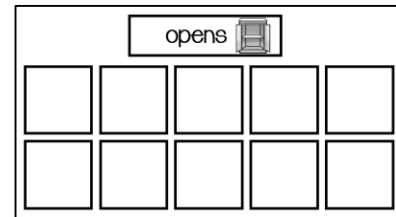
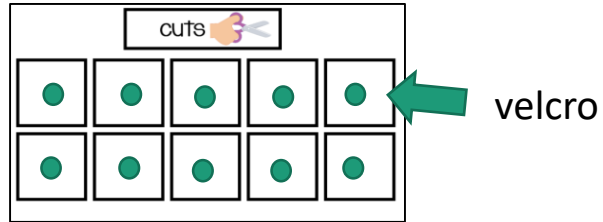


BY: SARAH GAST-ALLEN, MA CCC-SLP

[theautismhelper.com](http://theautismhelper.com)

# DIRECTIONS FOR SETUP

Laminate all function boards. Cut each function board page in half so each function concept is on a separate half sheet of paper. Put a piece of hard Velcro in each blank box.




Laminate and cut out all the function pictures. Place a piece of soft Velcro on the back of each picture piece.



Students identify and sort the pictures onto the correct function boards. The students can sort pictures into 2 function or more depending on their skill level.

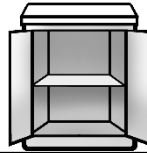
\*Be careful because some pictures may fall into more than one category. For example, the dishwasher is used for cleaning but it also could fall in the opens category.



cuts




opens




ride




eat




wear




play




flies



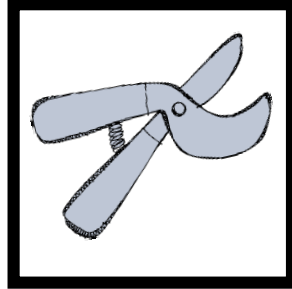

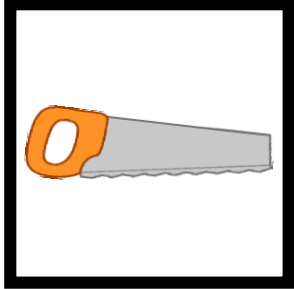



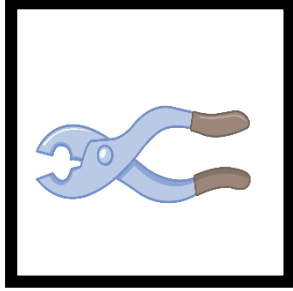
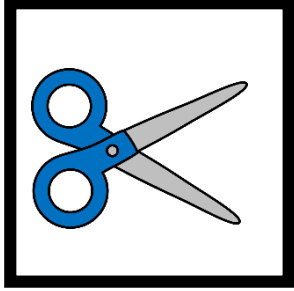

jumps/bounces




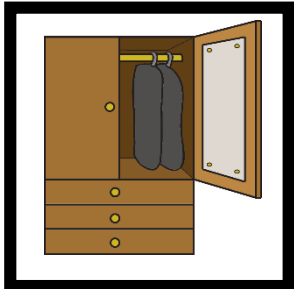

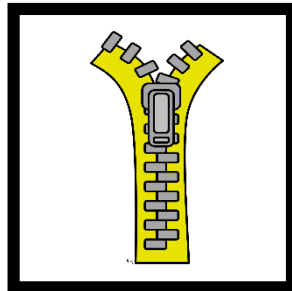

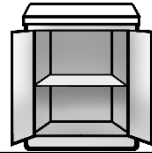

for cleaning 


for cooking 


cuts







opens













ride






eat











wear 





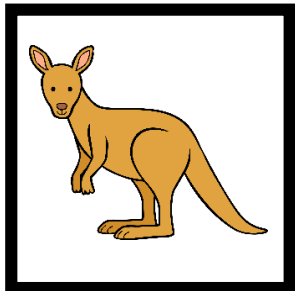





play 



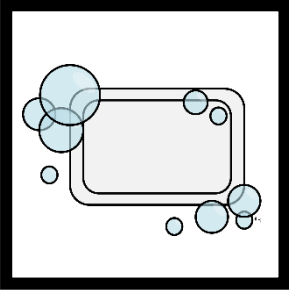
flies






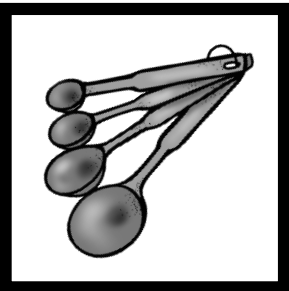


jumps/bounces



for cleaning 



for cooking 



Thank you for using this product!



Love this resource? Check out our store for even more Autism and Special Needs Resources:

<https://www.teacherspayteachers.com/Store/The-Autism-Helper>



resources, tips and materials to help you help children with autism.

for more tips, resources, and materials to help you help children with autism please visit

[theautismhelper.com](http://theautismhelper.com)