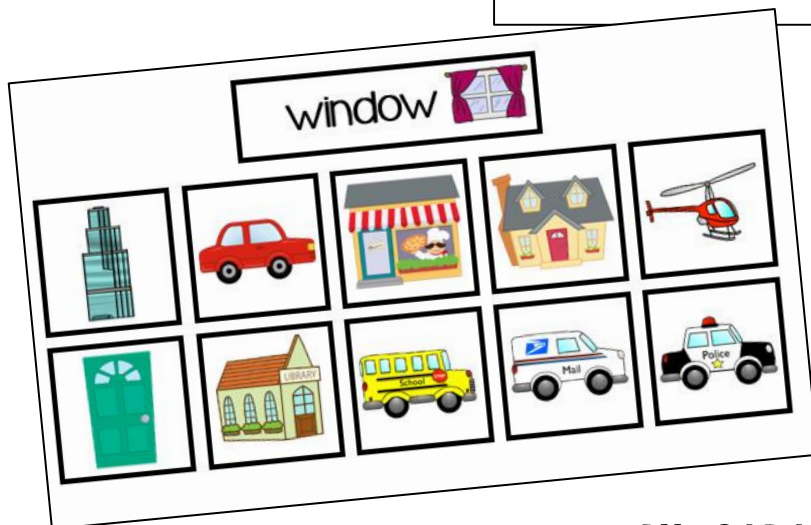




Feature Boards

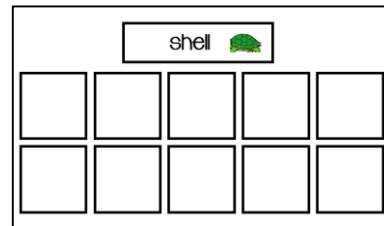
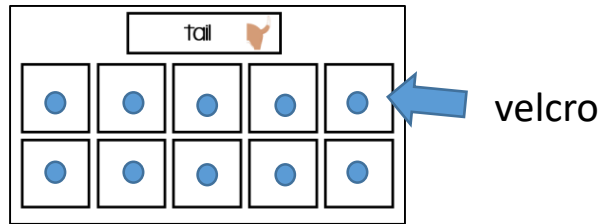


BY: SARAH GAST-ALLEN, MA CCC-SLP


theautismhelper.com

DIRECTIONS FOR SETUP

Laminate all feature boards. Cut each feature board page in half so each feature concept is on a separate half sheet of paper. Put a piece of hard Velcro in each blank box.


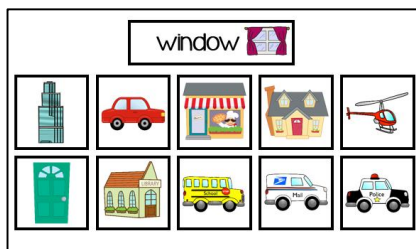


Laminate and cut out all the feature pictures. Place a piece of soft Velcro on the back of each picture piece.



Students identify and sort the pictures onto the correct feature boards. The students can sort pictures into 2 features or more depending on their skill level.

*Be careful because some pictures may fall into more than one category. For example, there is a car on the wheel board, window board, and horn board.




tail



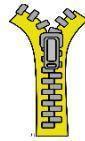
shell




buttons



zipper



window



wings



wheel



horn







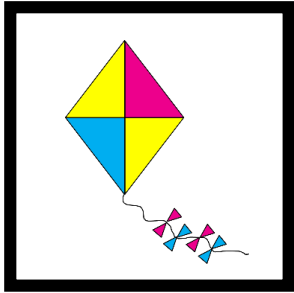

hot






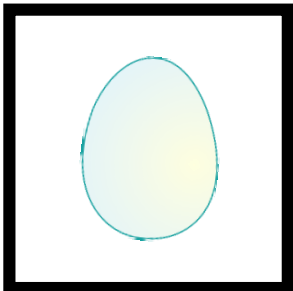

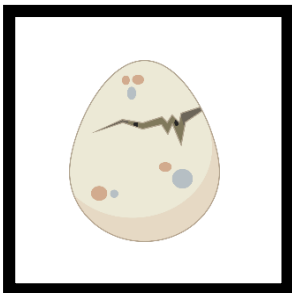


cold







tail



shell






buttons









zipper






window








wings





wheel





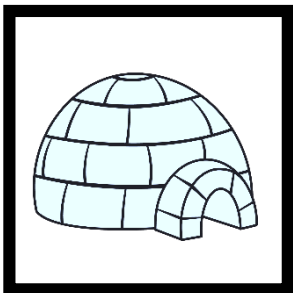
horn



hot



cold



Thank you for using this product!



Love this resource? Check out our store for even more Autism and Special Needs Resources:

<https://www.teacherspayteachers.com/Store/The-Autism-Helper>



for more tips, resources, and materials to help you help children with autism please visit

resources, tips and materials to help you help children with autism.

theautismhelper.com