

Level 2 Curriculum Map

	Unit Focus Topics	Unit Details
Unit 1	<ul style="list-style-type: none">- Cardinal Directions- Map Vocabulary- Basic Map Comprehension	<p>The goal of this unit is to identify the four cardinal directions. This unit teaches the names and application of north, south, east, and west. Students will apply these concepts to following directions with maps and objects. This unit also teaches basic map vocabulary including the purpose of a map and the definition of a map key. Students will practice reading a map, creating maps, and following directions on a variety of map types.</p>
Unit 2	<ul style="list-style-type: none">- City and Country- Traffic Symbols	<p>The goal of this unit is to master the concept of a city and a country. Students will learn the difference between cities and countries and practice naming the city and country that they live in. This unit also teaches common traffic signs: do not enter, traffic light, stop sign, no parking, railroad crossing, pedestrian crossing, walk, and don't walk. Students will practice name and applying the meaning of these signs.</p>
Unit 3	<ul style="list-style-type: none">- Famous World Landmarks	<p>The goal of this unit is to explore the world community through major world landmarks. Students will learn to identify the Colosseum, Eiffel Tower, Pyramids, Taj Mahal, Sydney Opera House, Statue of Liberty, Big Ben, and the Great Wall of China. This unit teaches the location and basic features of each important landmark.</p>
Unit 4	<ul style="list-style-type: none">- Basic Government Vocabulary- President & Vice President	<p>The goal of this unit is to master the basic concepts of the role of the government and the role of citizens. Students will expand basic knowledge related to civics and political institutions by identification of governmental responsibilities and the rights of a citizen. This unit also teaches the identification of the current president and vice president of the USA.</p>

Level 2 Curriculum Map

Unit 5	- Needs and Wants	The goal of this unit is to master the economic concept of identifying basic needs for living including shelter, water, food, medicine, air, and water. This unit also teaches identification of items you want but don't need to live such as toys, candy, tv, cell phone, and pets. Students will work on naming, identifying, and sorting items as needs or wants.
Unit 6	- Extended Family Vocabulary - Family Features	The goal of this unit is to have students expand their knowledge of their family unit and different family cultures. This unit teaches the definition of the following extended family roles: grandma, grandpa, uncle, aunt, and cousin. Students will work on identifying the definition of these terms as well as applying these roles to their own family. Students will work on identifying diverse features of families such as types of family members, living situation, and attributes.
Unit 7	- Holidays Around the World	The goal of this unit is to further explore cultures around the world through instruction on different holidays around the world. This unit teaches the basic concept, date of occurrence, and location of celebration for the following holidays: Chinese New Year, Las Posadas, Saint Lucia Day, Diwali, Christmas in Australia, and Hanukkah. Students will practice identification and comprehension of these holidays.
Unit 8	- Famous Historical Americans	The goal of this unit is to expand basic historical knowledge through exploration of 4 major historical individuals: Ben Franklin, George Washington, Martin Luther King, Jr., and Abraham Lincoln. Students will practice identifying important accomplishments of each individual as well as naming the individuals based on critical features.

8 Units + a Review Unit

EACH UNIT CONTAINS:

grading rubric

Unit 1 Rubric & Grading Instructions			
Name	Date	Circle one! Pre-test	Post-test
		correct	incorrect
1. Count each box as correct or incorrect. Count as correct if the star is only in the correct location.			14
2. Count each box as correct or incorrect. Count as correct if the star is only in the correct location.			14
3. Selectify the definition. For each item, count as correct if only the correct circle is filled in. If the incorrect answer or nothing is filled in, count as incorrect.			3
4. Answer the questions. Count as correct if only the correct answer is written.			3
Analyzing the Errors: The pre-test is used as a baseline to see where the student is starting out before any instruction is given. Errors on the pre-test will be addressed through the unit activities. Errors on the post-test indicate that additional instruction or practice is needed. Every student learns at different rates! Here is where this student needs more work:		total correct	total incorrect
		total possible	percentage
		14	100
		14	100
		3	100
		3	100

pre-test & post-test

Unit 2 Worksheet

Write the name of each country.

1. Circle the correct answer.

The city I live in is _____

The country I live in is _____

anchor chart

Anchor Chart - Unit 5

NEEDS
Things we need to live & survive

shelter	water	medicine
food	air & sun	

WANTS
Things we like to have but don't need to live & survive

cell phone	toy	tv
candy	pets	

20 activities

Unit 2 Page 1

Color the traffic light the correct colors.

Circle the right abbreviation.

Write the four directions.

Write the correct letter for each traffic sign.

Color the correct letter for each animal.

Anchor Charts

Anchor Chart - Unit 1

CARDINAL DIRECTIONS



Cardinal directions are the four main points on a compass that help give directions.

North East
South West

MAP VOCABULARY

A map is a picture of a real place. Maps are useful to show where things are located or how to get somewhere.

Map Key:
A map key tells us what the pictures on the map mean.



cabin forest
hospital Rocky Mountain
Lake Bluegill

Level 2

Anchor Chart - Unit 2

CITY

A large group of people who live and work together in the same area.



COUNTRY

An area of land with its own government - has many cities within it.



Each country has its own flag.

TRAFFIC SYMBOLS



do not enter traffic light stop sign no parking
railroad crossing pedestrian crossing walk don't walk

Level 2

Anchor Chart - Unit 3

FAMOUS WORLD LANDMARKS

 <p>Colosseum large & old arena in Rome, Italy</p>	 <p>Eiffel Tower monument in Paris, France</p>
 <p>Pyramids stone tombs of Egypt's kings</p>	 <p>Taj Mahal large palace & tomb in Agra, India</p>
 <p>Sydney Opera House concert hall in Sydney, Australia</p>	 <p>Statue of Liberty large statue in New York City, USA</p>
 <p>Big Ben large clock tower in London, England</p>	 <p>Great Wall of China long wall that covers the northern border of China</p>



Level 2

Anchor Chart - Unit 4

What the Government Does:

a government is a system of rules



makes law **makes sure people follow laws**

What Citizens Do:

citizens are members of a specific community

vote for leaders and laws **follow laws**

Important Leaders

President Donald Trump	Vice President Mike Pence
----------------------------------	-------------------------------------

Level 2

Anchor Chart - Unit 5

NEEDS

things we need to live & survive



shelter water medicine
food air & sun

WANTS

things we like to have but don't need to live & survive








cell phone candy toy tv
pets

Level 2

Anchor Chart - Unit 6

Extended Family Vocabulary

grandma mom of your mom or dad		grandpa dad of your mom or dad	
uncle brother of your mom or dad		aunt sister of your mom or dad	
cousin child of your aunt or uncle			

Families:

can have: dad mom brother sister grandparents pets	can live in: house apartment condo trailer camper	are: loving helpful caring teaching
-----------------------------------------------------------------------------	-------------------------------------------------------------------------	--------------------------------------------------------

Level 2

Anchor Chart - Unit 7





HOLIDAYS AROUND THE WORLD

<p>Chinese New Year</p> <p>In China, this holiday marks the start of the new year & happens between January 21 and February 20.</p> 	<p>Las Posadas</p> <p>Las Posadas is celebrated in Mexico from December 16 - 24.</p> 
<p>Saint Lucia Day</p> <p>This holiday is celebrated on December 13 in Sweden.</p> 	<p>Diwali</p> <p>The biggest and most important holiday in India celebrated in October or November.</p> 
<p>Christmas in Australia</p> <p>Australians celebrate Christmas on December 25 during their summer.</p> 	<p>Hanukkah in Israel</p> <p>Hanukkah is celebrated in Israel in late December.</p> 

Level 2

Anchor Chart - Unit 8

Famous Americans of the Past

<p>Ben Franklin</p> <ul style="list-style-type: none"> helped create the USA experimented with electricity invented the bifocals (type of glasses) 	<p>George Washington</p> <ul style="list-style-type: none"> 1st president of the USA lead the army in the American Revolution 
<p>Martin Luther King, Jr.</p> <ul style="list-style-type: none"> activist for the rights of all Americans including African Americans awarded Nobel Peace Prize 	<p>Abraham Lincoln</p> <ul style="list-style-type: none"> 16th president of the USA lead the country during the Civil War pushed for freedom of all slaves 

Level 2

Grading Rubric

Unit 1 Rubric & Grading Instructions

Name: _____ Date: _____ (circle one) Pre-test Post-test

	correct	incorrect	total possible
1. Count each box as correct or incorrect.			4
2. Count each box as correct or incorrect. Count as correct if the star is only in the correct location.			4
3. Identify the definition. For each item, count as correct if only the correct circle is filled in. If the incorrect answer or nothing is filled in, count as incorrect.			3
4. Answer the questions. Count as correct if only the correct answer is written.			3
	total correct	total incorrect	
	total possible	percentage	

Analyzing the Errors:

The pre-test is used as a baseline to see where the student is starting out before any instruction is given. Errors on the pre-test will be addressed through the unit activities. Errors on the post-test indicate that additional instruction or practice is needed. Every student learns at different rates! Here is where this student needs more work:

Error Numbers	Needs Practice on:	Suggested Activities
many errors on 1	still needs work on naming the cardinal directions.	practice matching or writing the cardinal directions on a daily basis
many errors on 2	still needs work on utilizing the cardinal directions.	practice identifying the cardinal directions in real life on a regular basis
many errors on 3	still needs work on map vocabulary.	put the map vocabulary in discrete trial or fluency instruction.
many errors on 4	still need to work on reading maps.	practice reading maps of nearby locations, utilize the Map Adapted Book in the Social Studies Adapted Book Series

* total correct divided by total possible times 100

Unit 5 Rubric & Grading Instructions

Name: _____ Date: _____ (circle one) Pre-test Post-test

	correct	incorrect	total possible
1. Circle want or need for each item. Count each item as correct or incorrect.			12
2. Write 5 things you need to live and 5 things you want but don't need. Count each line as correct or incorrect. If items are written more than once, only count 1 as correct.			10
	total correct	total incorrect	
	total possible	percentage	

Analyzing the Errors:

The pre-test is used as a baseline to see where the student is starting out before any instruction is given. Errors on the pre-test will be addressed through the unit activities. Errors on the post-test indicate that additional instruction or practice is needed. Every student learns at different rates! Here is where this student needs more work:

Error Numbers	Needs Practice on:	Suggested Activities
many errors on 1	still needs work on identifying items as needs or wants	create a sorting task for wants and needs and use in independent work, practice with the Wants & Needs Adapted Book in the Social Studies Adapted Book resource
many errors on 2	still needs work on naming items you need and want	practice listing wants and needs in daily work, in fluency instruction, or for homework, provide consistent error correction on incorrect items, provide access to anchor chart regularly

* total correct divided by total possible times 100

Pre-Test & Post-Test

Unit 4 Pre-test - Page 1 Name: _____ Date: _____

1. Circle the correct answer:

What does a government do?

make
it snow

make
food

make
laws

Who are citizens?

members
of a
community

members
of a band

members
of a club

What is a government?

system
of rules

place to
mail
letters

a large
castle

What do citizens do?

go to
jail

vote

make
sure
people
follow
laws

What do citizens vote for?

what movie
to watch

dessert
choices

leaders &
laws

Who makes laws?

doctors

citizens

the
government

Unit 4 Pre-test - Page 2 Name: _____ Date: _____

2. Finish each sentence:

The president of the USA is _____.

The vice president of the USA is _____.

3. Complete the lists:

Write 2 things a government does:

1. _____

2. _____

Write 2 things a citizen does:





1. _____

2. _____

20 Activities

Unit 2 Page 1 Name: _____ Date: _____

Match the traffic sign to the name

	traffic light
	no parking
	stop
	do not enter




Unit 2 Page 2 Name: _____

Draw the traffic sign

stop sign	railroad crossing
-----------	-------------------

Unit 2 Page 3 Name: _____

Complete the chart:

Traffic Sign	What does it mean?	Why?
		
		
		
		
		

Unit 2 Page 4 Name: _____

Write the name of each traffic sign


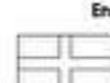
Unit 2 Page 5 Name: _____

Write a sentence with the city you live in

Write a sentence with the country you live in

Unit 2 Page 6 Name: _____

Copy the flag for each country



China		
England		

Unit 2 Page 7 Name: _____

Create your own sentences



Unit 2 Page 8 Name: _____

Match the sign to its color and the word

	red
	red with a white box in the middle
	yellow




Unit 2 Page 9 Name: _____

Match the traffic sign to the name

	traffic light
	pedestrian crossing
	do not enter
	railroad crossing

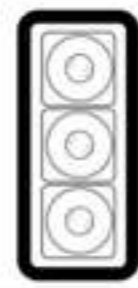
Unit 2 Page 10 Name: _____

Copy each country flag

Unit 2 Page 11 Name: _____

Color the traffic light the correct color



Unit 2 Page 12 Name: _____

Reference the list and then write


Cities:	Kans
Columbus	Miami
Las Vegas	Col
Trenton	Se

Unit 2 Page 13 Name: _____

Match the sign to its color and the word


Unit 2 Page 14 Name: _____

Trace a path from the lake to the fire station




Unit 2 Page 15 Name: _____

Write **must** or **must not** in each blank and then match to the correct sign

This _____ park.	
------------------	---------------------------------------------------------------------------------------






Unit 2 Page 16 Name: _____

Color the traffic signs the correct colors






Unit 2 Page 17 Name: _____

Write one sentence about each traffic sign





Unit 2 Page 18 Name: _____

Follow the directions and draw a star in the appropriate direction

star to the south	
star to the north	
star to the west	
star to the east	

Unit 2 Page 19 Name: _____

Match the traffic sign to the name

	don't walk
	stop
	do not enter
	walk



Unit 2 Page 20 Name: _____

Draw the traffic sign

railroad crossing	do not enter	don't walk
-------------------	--------------	------------

Unit 2 Page 21 Name: _____

Fill in the name of the direction

	<input type="radio"/> stop sign	<input type="radio"/> pedestrian crossing
	<input type="radio"/> don't walk	<input type="radio"/> railroad crossing
	<input type="radio"/> do not enter	<input type="radio"/> no parking

Unit 2 Page 22 Name: _____

Fill in the blanks




A city is a large group of _____ and _____ same area.

Unit 2 Page 23 Name: _____

Draw a picture of the city you live in





Unit 2 Page 24 Name: _____

Order true or false for each statement

This sign means you can cross the street.		true	false
You can park here.			
A car should drive towards this sign.			
This sign means walk.			

Unit 2 Page 25 Name: _____

Complete the sentences

Traffic Sign	what does it mean?
	
	
	
	

Unit 2 Page 26 Name: _____

Fill in the blanks

The _____ is a country.

My country has _____.




Each country has _____.

A. a flag

A. a compass

Unit 2 Page 27 Name: _____

Order city or country next to each description

An area of land with its own government.		
Has cities within it.		
Complete each sentence		
 A pedestrian crossing means _____.		
 The _____ crossing means a railroad crossing.		
 This sign means you should _____.		
 On the traffic light, _____ means stop.		
This sign means you should _____.		

Unit 2 Page 28 Name: _____





Answer each question

What city do you live in?

What country do you live in?


Unit 2 Page 29 Name: _____

Match the traffic sign to the name

	do not enter
	stop
	do not enter
	walk






Unit 2 Page 30 Name: _____

Color the traffic light the correct color







Unit 2 Page 31 Name: _____

Write one sentence about each traffic sign


Unit 2 Page 32 Name: _____

Match the traffic sign to the name

	traffic light
	pedestrian crossing
	do not enter
	railroad crossing

Unit 2 Page 33 Name: _____

Write **must** or **must not** in each blank and then match to the correct sign

This _____ park.	
------------------	---------------------------------------------------------------------------------------



Unit 2 Page 34 Name: _____

Draw the traffic sign

railroad crossing	do not enter	don't walk
-------------------	--------------	------------

Unit 2 Page 35 Name: _____

Fill in the name of the direction

	<input type="radio"/> stop sign	<input type="radio"/> pedestrian crossing
	<input type="radio"/> don't walk	<input type="radio"/> railroad crossing
	<input type="radio"/> do not enter	<input type="radio"/> no parking

Unit 2 Page 36 Name: _____

Order city or country next to each description

A large area of land with a government.	city	country
Is within a country.	city	country
Examples include USA, Mexico, & Canada.	city	country