


Fruit & Vegetable Sorting & Labeling



Directions:

- Laminate and cut out the fruit and vegetable signs, fruit and vegetable pictures, and written words.

Activity 1:

- Use the fruit and vegetable signs to have the students sort the food items and place the item in the fruit or vegetable group.

Activity 2:

- Match the written fruit/vegetable word to the picture of the food item without any word on it.

By: Sarah Gast-Allen, MA CCC-SLP

THEAUTISMHELPER.COM

Activity 1 - Sorting

Fruit




Vegetable




Activity 1 - Sorting




apple




banana



pear




peach




plum




pineapple



lemon




lime




grapes



kiwi




watermelon



orange

Activity 1 - Sorting



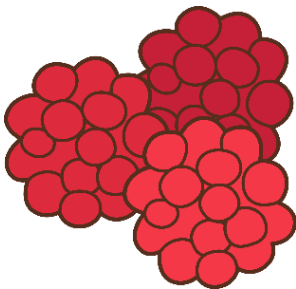
cherries




blueberries




strawberry




raspberries




grapefruit



grapes




cantaloupe



apple



blackberry



tangerine




coconut




mango


Activity 1 - Sorting




corn




asparagus




potato




cauliflower



cucumber




orange pepper



eggplant




cabbage



mushroom



celery



beet




green beans


Activity 1 - Sorting




broccoli




squash



garlic




carrot




tomato




peas



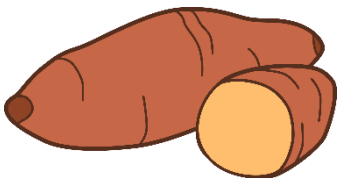
onion




zucchini



red pepper



sweet potato



radishes




pumpkin


Activity 1 - Sorting




lettuce



green pepper



yellow pepper




jalapeno



artichoke



spinach



cabbage





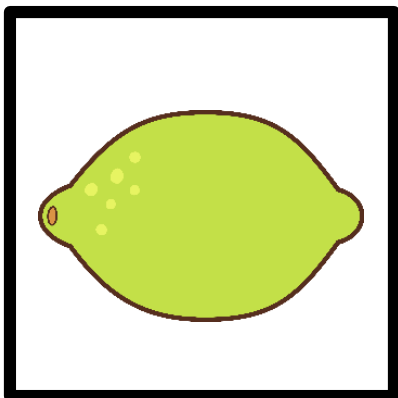
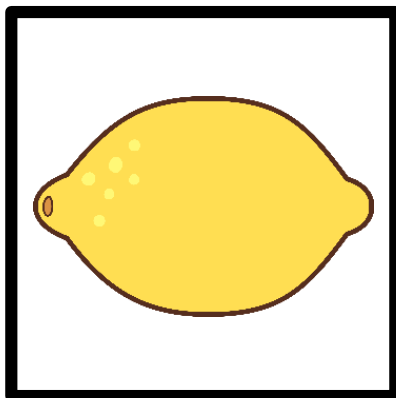








avocado






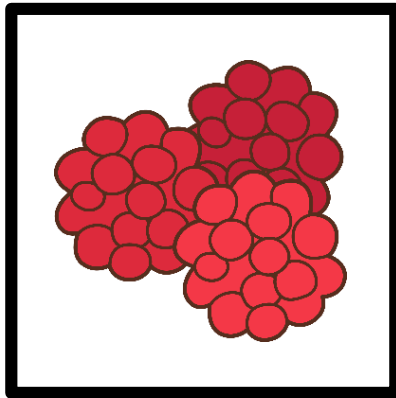





brussel sprouts












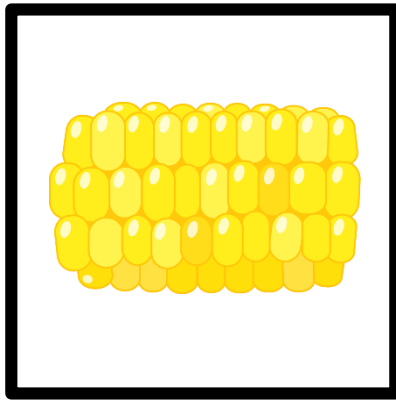
Activity 2 - Labeling















Activity 2 - Labeling



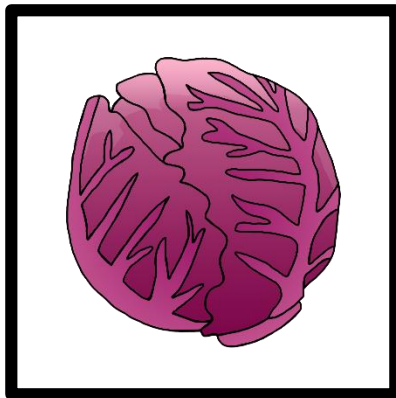





Activity 2 - Labeling



Activity 2 - Labeling



Activity 2 - Labeling



apple

banana

pear

peach

plum

pineapple

lemon

lime

grapes

kiwi

watermelon

orange

cherries

blueberries

strawberry

raspberries

grapefruit

grapes

cantaloupe

apple

blackberry

tangerine

coconut

mango

grapes

kiwi

corn

potato

asparagus

cauliflower

cucumber

orange pepper

eggplant

cabbage

mushroom

celery

beet

green beans

broccoli

squash

garlic

carrot

tomato

peas

onion

zucchini

red pepper

sweet potato

radishes

pumpkin

lettuce

jalapeno

green pepper

yellow pepper

artichoke

spinach

cabbage

avocado

brussel sprouts



Thank you for using this product!



Love this resource? Check out our store for even more Autism and Special Needs Resources:

<https://www.teacherspayteachers.com/Store/The-Autism-Helper>



for more tips, resources, and materials
to help you help children with autism
please visit

theautismhelper.com

resources, tips and materials to help you help children with autism.