


# Spring Animal Identification Board






- Use this board to work on identifying Spring Animals and following directions.
- Option 1 - Have the student name and color all the Spring Animals on the board.
- Option 2 - Give the student directions on which Spring Animal to find and what specific color to color it.

By: Sarah Gast, MA CCC-SLP




# Spring Animals

Name: \_\_\_\_\_



1.






2.



3.



4.



# Thank you for using this product!

Clipart & Fonts by:



Love this resource? Check out our store for even more Autism and Special Needs Resources:

<https://www.teacherspayteachers.com/Store/The-Autism-Helper>



for more tips, resources, and materials  
to help you help children with autism  
please visit

[theautismhelper.com](http://theautismhelper.com)

resources, tips and materials to help you help children with autism.