

Directions for setup: Paste the main pages (the page following the pieces page) on the inside side of a file folder. Follow instructions for labeling the file folder. Once labeled, laminate the file folder for longer use. Put hard velcro in each of the small boxes. Laminate the pieces page. Cut out the pieces and put soft velcro on the back of each piece. Store the pieces in a baggie.

Labels: Use the Guide Page (page 2 of this packet) to label the file folder activity. This helps prevent things from getting lost!

MAIN TITLE:

MATCH NFL LOGOS



MATCH THE NFL LOGO PIECES!

TAB TITLE:






MATCH NFL LOGOS

BAGGIE TITLE:







**MATCH NFL
LOGOS**

Match NFL Logo Pieces:





MATCH NFL LOGOS



Directions for setup: Paste the main pages (the page following the pieces page) on the inside side of a file folder. Follow instructions for labeling the file folder. Once labeled, laminate the file folder for longer use. Put hard velcro in each of the small boxes. Laminate the pieces page. Cut out the pieces and put soft velcro on the back of each piece. Store the pieces in a baggie.

Labels: Use the Guide Page (page 2 of this packet) to label the file folder activity. This helps prevent things from getting lost!

MAIN TITLE:

MATCH ANGRY BIRDS



MATCH THE ANGRY BIRDS PIECES!

TAB TITLE:









MATCH ANGRY BIRDS

BAGGIE TITLE:



**MATCH
ANGRY
BIRDS**

Match NFL Logo Pieces:





MATCH ANGRY BIRDS

