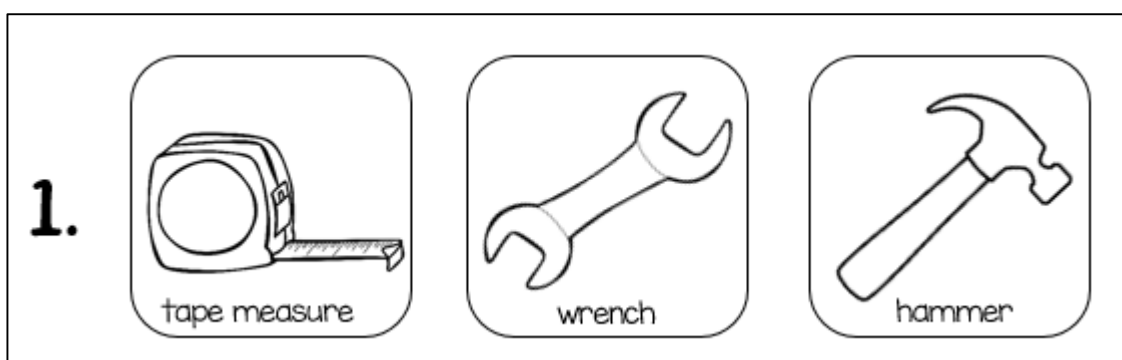


Tool Identification Board



- Use this board to work on identifying different tools and following directions.
- Option 1 - Have the student name and color all the tool pictures on the board.
- Option 2 - Give the student directions on which tool to find and what specific color to color it.

By: Sarah Gast-Allen, MA CCC-SLP

THEAUTISMHELPER.COM


Tools

Name: _____


1.



tape measure



wrench




saw

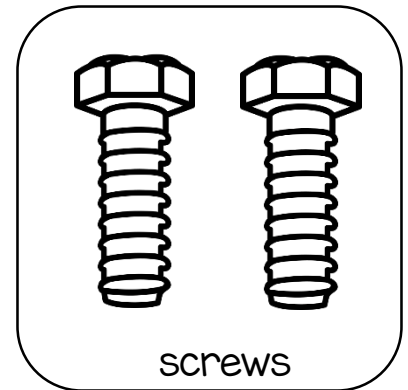
2.



hammer

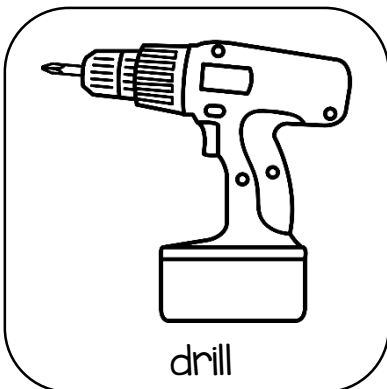


pliers



screws

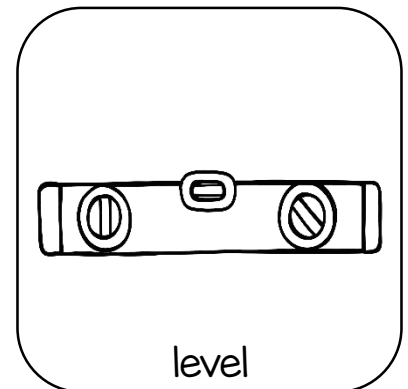
3.



drill



nails



level

4.



mallet



glue gun



screwdriver

Thank you for using this product!



Love this resource? Check out our store for even more Autism and Special Needs Resources:

<https://www.teacherspayteachers.com/Store/The-Autism-Helper>



for more tips, resources, and materials to help you help children with autism please visit

theautismhelper.com

resources, tips and materials to help you help children with autism.