





























# Puppy Preposition Bingo

4 different bingo boards

**Puppy Preposition Bingo**

 in	 in front of	 under	 on
 behind	 under	 next to	 on
 on	 in	 behind	
 between	 over	 between	

**Puppy Preposition Bingo**

 in front of	 between	 on	 behind
 over	 behind	 between	 on
 under	 over	 under	
 next to	 in	 in front of	

**Puppy Preposition Bingo**

 between	 next to	 in front of	 in
 in front of	 next to	 under	 on
 in	 over	 on	
 on	 under	 behind	

**Puppy Preposition Bingo**

 behind	 on	 under	 between
 over	 behind	 in	 on
 between	 over	 next to	 in front of
 under	 next to	 in front of	 in

By: Sarah Gast-Allen, MA CCC-SLP

THEAUTISMHELPER.COM

# Puppy Preposition Bingo



in




in front of



under




on



behind



under



next to



over



on



in



behind



in front of



between



over



between



next to


# Puppy Preposition Bingo

 <p>behind</p>	 <p>on</p>	 <p>under</p>	 <p>between</p>
 <p>over</p>	 <p>behind</p>	 <p>in</p>	 <p>on</p>
 <p>between</p>	 <p>over</p>	 <p>next to</p>	 <p>in front of</p>
 <p>under</p>	 <p>next to</p>	 <p>in front of</p>	 <p>in</p>

# Puppy Preposition Bingo




in front of



between



on




behind



over




behind



between



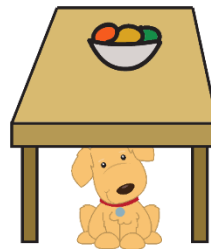
in



under



over



under



next to



next to



in



in front of



on

# Puppy Preposition Bingo



between



next to



in front of




in



in front of



next to



under



between



in



over



on



behind



on



under






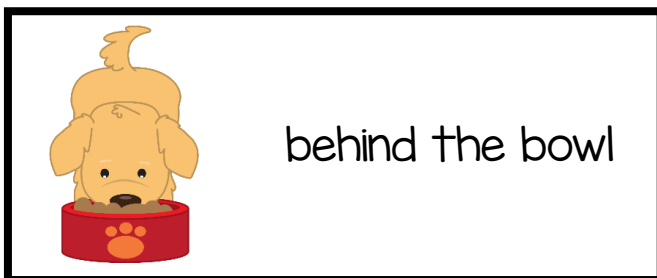

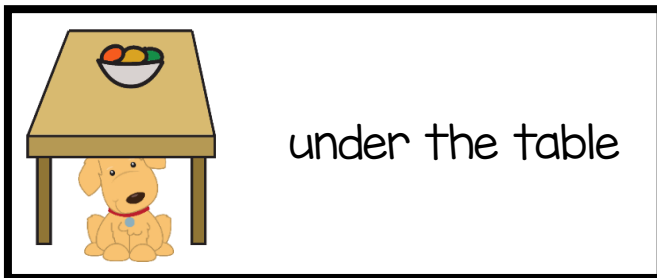
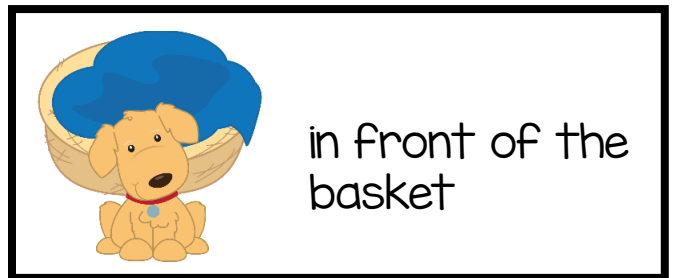
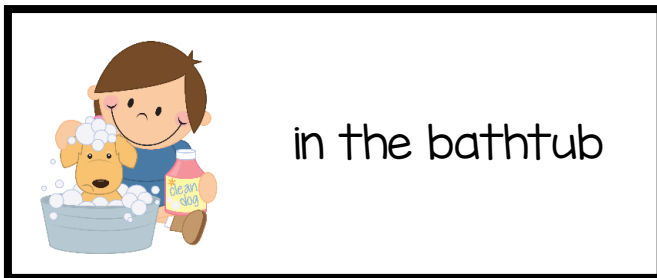
behind



over

**\*Directions** – Laminate and cut out all the cards. Use the label to put on the outside of a bag or container for storage.

# Puppy Preposition Bingo Cards





on the blanket




in the box



behind the blocks



in front of  
the doghouse



between the  
bones



over the ball



between  
the kids



next to the  
boy



Thank you for using this product!



Love this resource? Check out our store for even more Autism and Special Needs Resources:

<https://www.teacherspayteachers.com/Store/The-Autism-Helper>



for more tips, resources, and materials to help you help children with autism please visit

resources, tips and materials to help you help children with autism.

[theautismhelper.com](http://theautismhelper.com)