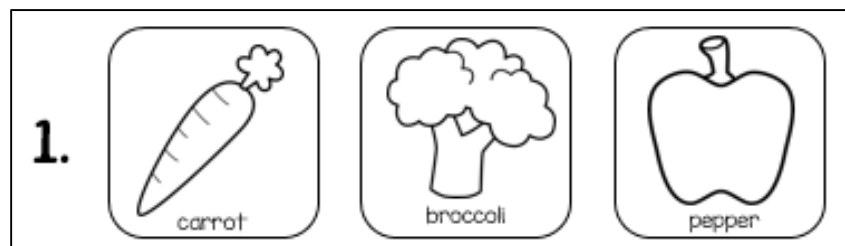
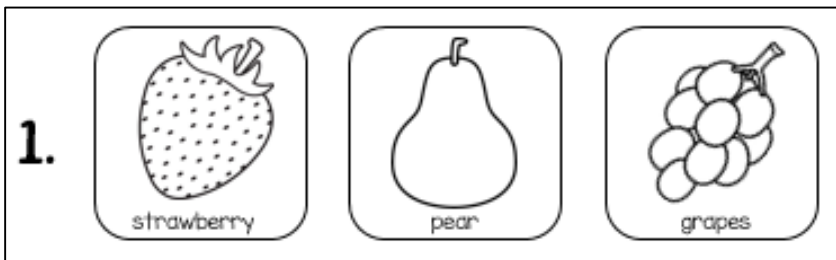


# Fruit and Vegetable Identification Boards



- Use these boards to work on identifying different fruits and vegetables and following directions.
- Option 1 - Have the student name and color all the Fruit or Vegetable pictures on the board.
- Option 2 - Give the student directions on which Fruit or Vegetable to find and what specific color to color it.




By: Sarah Gast-Allen, MA CCC-SLP

THEAUTISMHELPER.COM



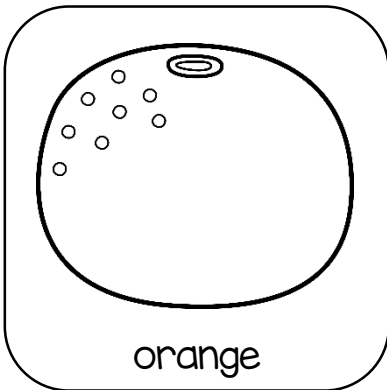
# Fruits

Name: \_\_\_\_\_

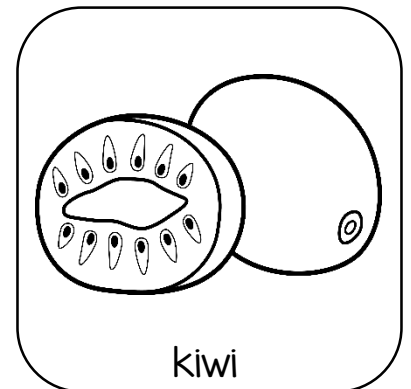


1.






2.



3.






4.






# Vegetables

Name: \_\_\_\_\_


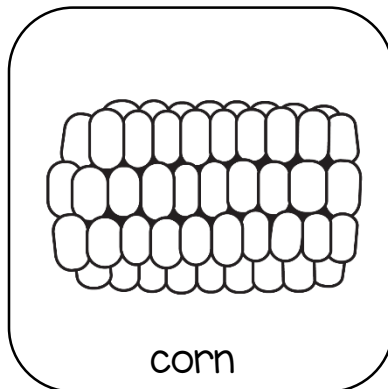
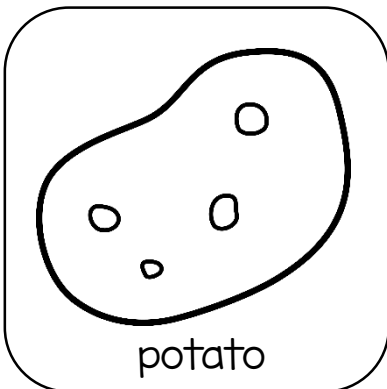
1.



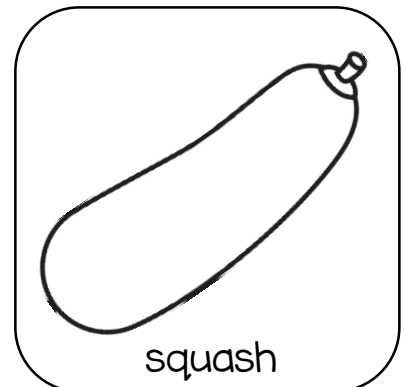


2.



3.




4.



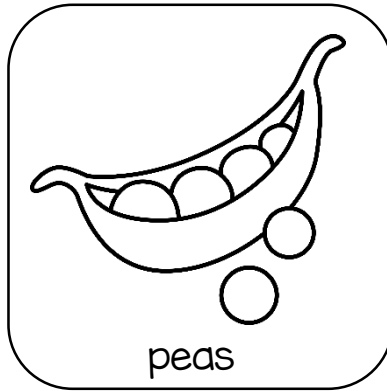
# Fruits and Vegetables

Name: \_\_\_\_\_


1.



apple



peas

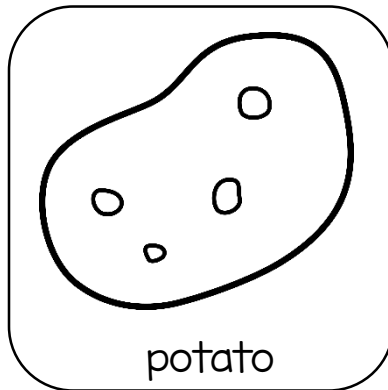


banana


2.



corn




potato




broccoli


3.



lettuce




pepper




grapes


4.



plum



raspberries



carrot

# Thank you for using this product!

Clipart & Fonts by:



Love this resource? Check out our store for even more Autism and Special Needs Resources:

<https://www.teacherspayteachers.com/Store/The-Autism-Helper>



for more tips, resources, and materials to help you help children with autism please visit

[theautismhelper.com](http://theautismhelper.com)

resources, tips and materials to help you help children with autism.