
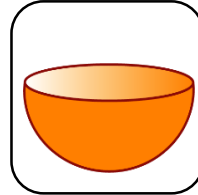


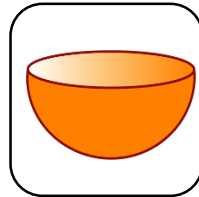
Holiday Frosting



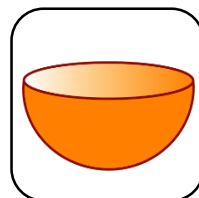
1. Get a large bowl, spatula, and hand mixer.



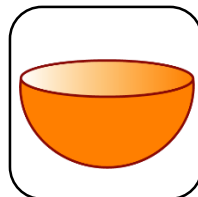
2. Add 1 stick of softened butter and 1 packet of cream cheese to the bowl.



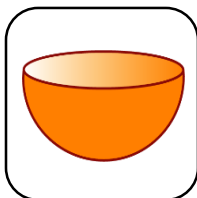
3. Blend the butter and cream cheese together.



4. Add 4 cups of powdered sugar to the bowl.



5. Add 2 teaspoons of vanilla extract to the bowl.



6. Add Green food coloring into the bowl and blend all the ingredients together.

Thank you for using this product!



Love this resource? Check out our store for even more Autism and Special Needs Resources:

<https://www.teacherspayteachers.com/Store/The-Autism-Helper>



for more tips, resources, and materials
to help you help children with autism
please visit

theautismhelper.com

resources, tips and materials to help you help children with autism.